

Java Basic

CS 284 C

Instructor: Susan Liu

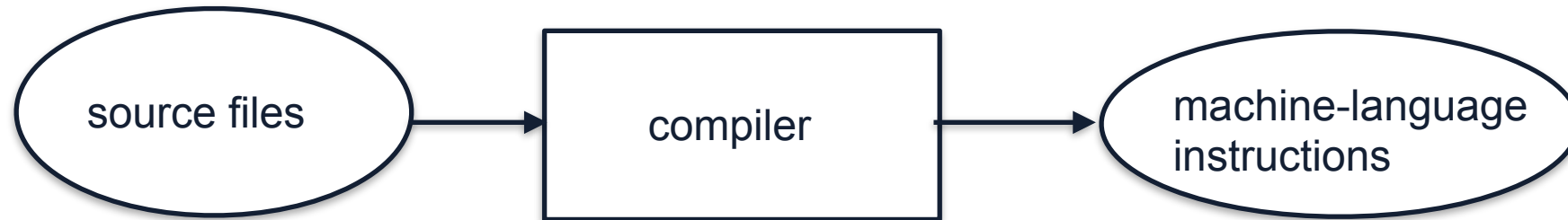
xueqing.liu@stevens.edu

Learning Objectives

- Java basic:
 - Java environment (JVM) and classes
 - Primitive data types and reference variables
 - the Math class
 - String class
 - Wrapper class for primitive types
 - Defining your own class
 - Array
 - Java I/O

Java Virtual Machine (JVM)

- Introduced in 1995 by Sun company
- Write once, run anywhere (WORA)

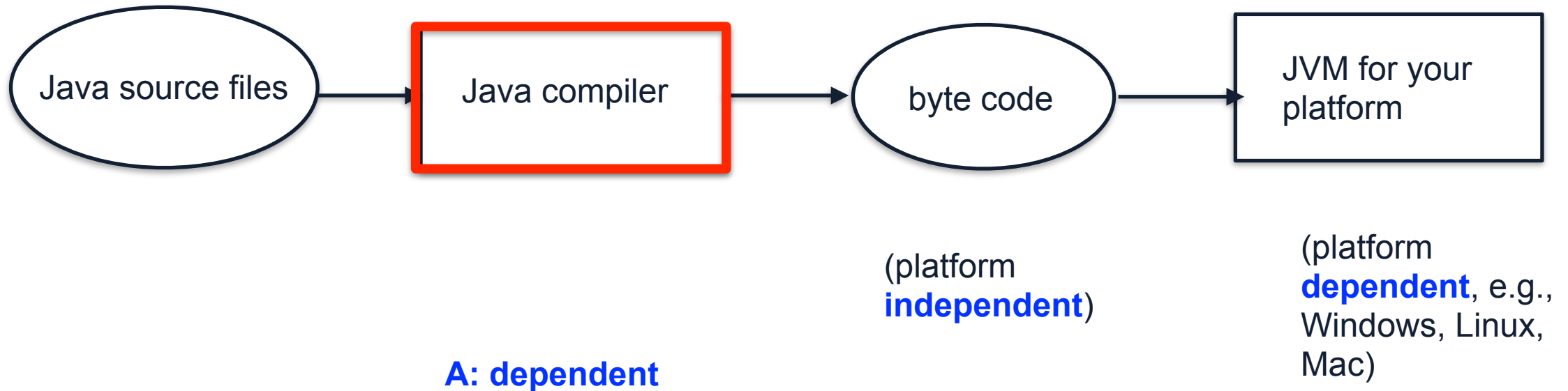


**platform
dependent**, e.g.,
assembly

(traditional way)

Java Virtual Machine (JVM)

- Introduced in 1995 by Sun company
- Write once, run anywhere (WORA)



Java Classes

- A class is a description of a group of entities (objects) that share the same characteristics

```
public class Person {  
    // Data Fields  
    /** The given name */  
    private String givenName = "Mary";  
    /** The age*/  
    private int age = 30;  
}
```

class

person 1: Mary, age = 30
person 2: Susan, age = 53
...

objects

Java Method

- A method is a collection of statements that provide some tasks and return the result

```
public class Person {  
    /** getting the age of a person */  
    public int getAge(int birthYear){  
        return 2020 - birthYear;  
    }  
}
```

```
int age = getAge(1990);  
System.out.println(age);
```

Output: 30

Data Fields and Types

- Variables must be declared with a type before use (unlike Python)

```
private String givenName = "Mary"; // Java
```

```
givenName = "Mary"; #Python
```

- Primitive types (numbers, characters) vs. objects types
- 8 primitive types

byte	-128 to 127
short	-32,768 to 32,767
int	-2,147,483,648 to 2,147,483,647
long	-2^{63} to $2^{63} - 1$
float	32-bit IEEE 754 floating point
double	64-bit IEEE 754 floating point
char	Unicode character set
boolean	true, false

Type Compatibility and Conversion

- Widening conversion:

- int -> double



- double -> int



```
int item = 42;  
double realItem = item; // valid
```

```
double y = 3.14;
```

```
int x = y;
```

```
“Compile-time Error: Type mismatch: cannot  
convert from double to int”
```


Java Constructor Method

- The constructor method initializes the values of an object

```
public class Person {  
    public Person(String givenName, String ID, int age)  
    {  
        .....  
    }  
    public Person(int age){  
        .....  
    }  
}
```



Constructor methods have no return type

```
Person mary = new Person("Mary", '123', 23);  
  
Person susan = new Person("Susan", '456', 53);  
  
Person susan = new Person(23);  
  
Person susan = new Person();
```

The main Method

- The point where execution begins

```
public class Person {  
    public Person(String givenName, String ID, int age) {  
        .....  
    }  
    public static void main(String[] args){  
        Person mary = new Person("Mary", '123', 23);  
        .....  
    }  
}
```

Modifying/Getting Values of Objects

- Use the set and get method to modify/get the values of an object

```
public class Person {  
    private int age;  
    public void setAge(int age) {  
        this.age = age;  
    }  
    public String getAge(){  
        return this.age;  
    }  
}
```

`this` refers to the current object

```
public static void main(String[] args){  
    Person mary = Person();  
    mary.setAge(23);  
    System.out.println(mary.getAge());  
}
```

```
public static void main(String[] args){  
    Person mary = Person();  
    mary.age = 23; ??  
    System.out.println(mary.age); ??  
}
```

Testing Java Methods

```
public class TestPerson {  
    public static void main(String[] args) {  
        Person mary = new Person("Mary", "123", 30);  
        Person susan = new Person("Susan", "456", 53);  
  
        System.out.println("Age of Mary is " + mary.getAge());  
        // prints: Age of Mary is 30  
  
        mary.setAge(35);  
  
        System.out.println("Age of Mary is " + mary.getAge());  
        // prints: Age of Mary is 35  
    }  
}
```

Referencing Objects

0 1 0 0 1 1 0 1 0 1
address = 101 Person mary = Person(23);
mary = 101
object type

0 1 0 0 1 0 1
string age;
age = 0 1 0 0 1 0 1
primitive type

- The Person object Mary is now referenced by the variable `mary`
- `mary` stores the address in memory where the specific object Mary is stored
- Primitive types store the **values** instead of addresses
- Demo 1: Person.java

Static Variable

```
public static int age_static = 30;
```

- Static variables are class variables
 - Shared across all instances
 - Allocated only 1 time
- Instance variables
 - Belong to a specific object
 - Allocated once every object is created
- Demo: Person_2.java

Static Method

- Methods that can be called before any objects being constructed

```
public class Car {  
    public void setMileage(int mileage) {  
        this.mileage = mileage;  
    }  
    public static void convertMpgToKpl(int Mpg){  
        .....  
    }  
}
```

The Math Class

- Collection of useful math operations
- All static

Method	Behavior
<code>static numeric abs(<i>numeric</i>)</code>	Returns the absolute value of its <i>numeric</i> argument (the result type is the same as the argument type)
<code>static double ceil(double)</code>	Returns the smallest whole number that is not less than its argument
<code>static double cos(double)</code>	Returns the trigonometric cosine of its argument (an angle in radians)
<code>static double exp(double)</code>	Returns the exponential number <i>e</i> (i.e., 2.718 . . .) raised to the power of its argument
<code>static double floor(double)</code>	Returns the largest whole number that is not greater than its argument
<code>static double log(double)</code>	Returns the natural logarithm of its argument

Recitation Week 1

- Install Eclipse, test code from class
- Joshua: RE, Bhagyesh: RF

Static Variable

```
public static int age_static = 30;
```

- Static variables are class variables
 - Shared across all instances
 - Allocated only 1 time
- Instance variables
 - Belong to a specific object
 - Allocated once every object is created
- Demo: Person_2.java

Static Variable Naming Convention

- Primitive type static variables are all in capital letters

```
// Constants
/** The age at which a person can vote */
private static final int VOTE_AGE = 18;
/** Age at which person considered senior citizen */
private static final int SENIOR_AGE = 65;
```

Static Method Cannot Call Instance Methods/Variables

- Static method cannot call instance method without first creating an object

```
public static void incAgeTwice() {  
    Person.incAge();  
    Person.incAge();  
}  
  
public static void incAge() {  
    Person.age_static = Person.age_static + 1;  
}
```

Referencing Objects

0 1 0 0 1 1 0 1 0 1
address = 101 Person mary = Person(23);
mary = 101
object type

0 1 0 0 1 0 1
string age;
age = 0 1 0 0 1 0 1
primitive type

- Primitive types store the values of variables
- Object types store the addresses of variables
- What happens when variables serve as arguments in a function?

Call-by-Value vs. Call-by-Reference

- Java is call-by-value
 - Primitive type: call-by-value
 - Object type: call-by-reference
- PLs that are call-by-value
 - Java, C#, Python, Ruby, etc.
- PLs that are NOT call-by-value
 - Fortran is call-by-reference
- Demo: Person_3.java Person_4.java

```
public class Person {  
    public void incAge(int age) {  
        age = age + 1;  
    }  
    public static void main(String[] args){  
        Person mary = new Person(23);  
        int mary_age = 23;  
        incAge(mary_age); // what is mary_age?  
    }  
}
```

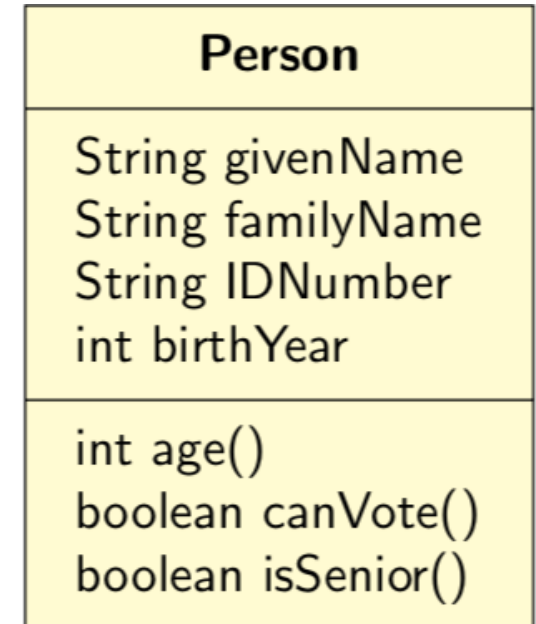
Object-Oriented Programming

- Object-oriented programming is a programming paradigm based on the concept of "objects", which can contain data, in the form of fields, and code, in the form of procedures
- C is not object-oriented
 - C is procedural
- What is the advantage of object-oriented programming language over procedure-based language?

Encapsulation; inheritance; polymorphism; abstract

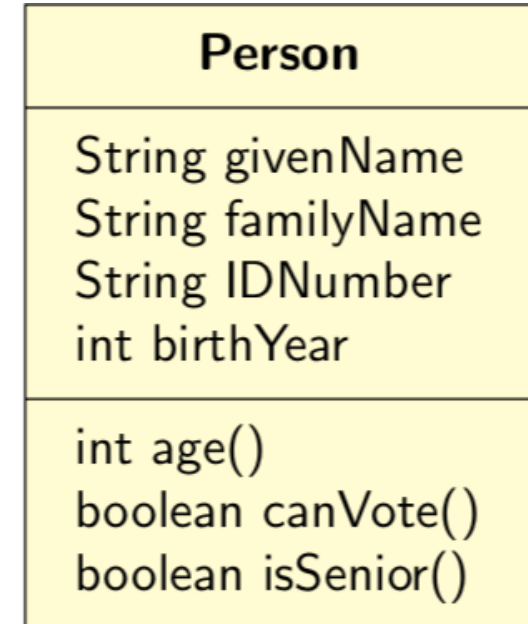
UML Diagrams

- The unified modeling language (UML) represents the unification of earlier object-oriented design modeling techniques
- Why UML?



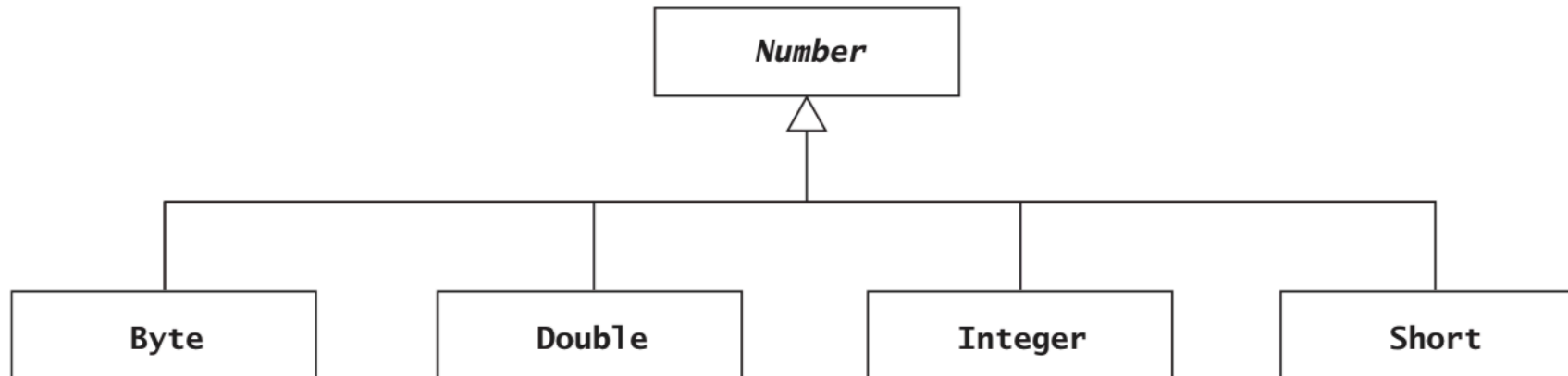
Style of UML diagrams

- The classes are represented by rectangles
- Lines between classes represent the relationships between classes
- Use of camel case notations such as givenName



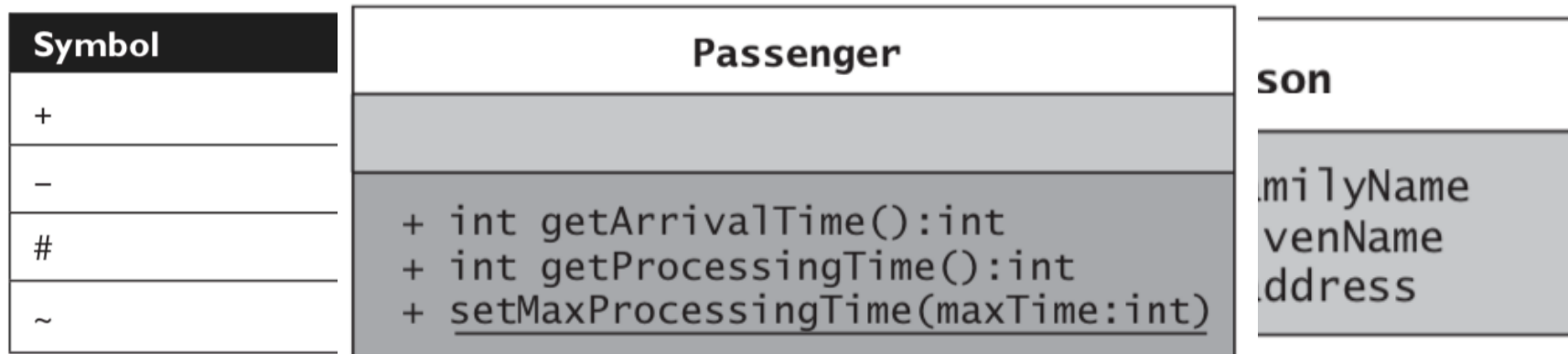
UML Diagrams Show Essential Information

- A class carries a lot of information
 - If all the information is included in the UML diagram, the diagram will look cluttered
 - In practice, we show only the essential information



UML diagrams

- Interface indicator: use double angle brackets to indicate the class is an interface
 - e.g., {abstract}
- Visibility indicators, static attributes, and parameter name and types



Arrays

- In Java, Array is an object
- Different ways to declare array and allocate its storage

```
int[] scores = new int[5];
```

```
int[] scores = {1, 2, 3};
```

```
int[] scores;  
scores = {1,2,3};
```

- Array of user-defined type

```
Person[] people;  
int n = 3+4;  
people = new Person[n];  
people[0] = new Person("Elliot", "Koffman", "123", 1942);
```

Arrays are Initialized by 0

```
int[] scores = new int[5];  
for (int i=0; i<5; i++) {  
    System.out.println(scores[i]);  
};
```

Output:

0
0
0
0
0

```
String[] scores = new String[5];  
for (int i=0; i<5; i++) {  
    System.out.println(scores[i]);  
};
```

Output: ?

System.arraycopy

- Deep copy an array:

`System.arraycopy(source, sourcePos, destination, desPos, numElements);`

```
int[] scores = new int[5];  
int[] double_scores = new int[5];  
scores = double_scores;  
double_scores[1] = 5;  
System.out.println(scores[1]);
```

Output: ?

Alternative Ways of For-loop for Array

- There is an enhanced way of writing for-loop for collections, array included

- Rather than

```
for (int i=0; i<5; i++) {  
    System.out.println(scores[i]);  
};
```

- We can write

```
for (int i : scores) {  
    System.out.println(scores[i]);  
};
```

System.arraycopy

- Deep copy an array:

`System.arraycopy(source, sourcePos, destination, desPos, numElements);`

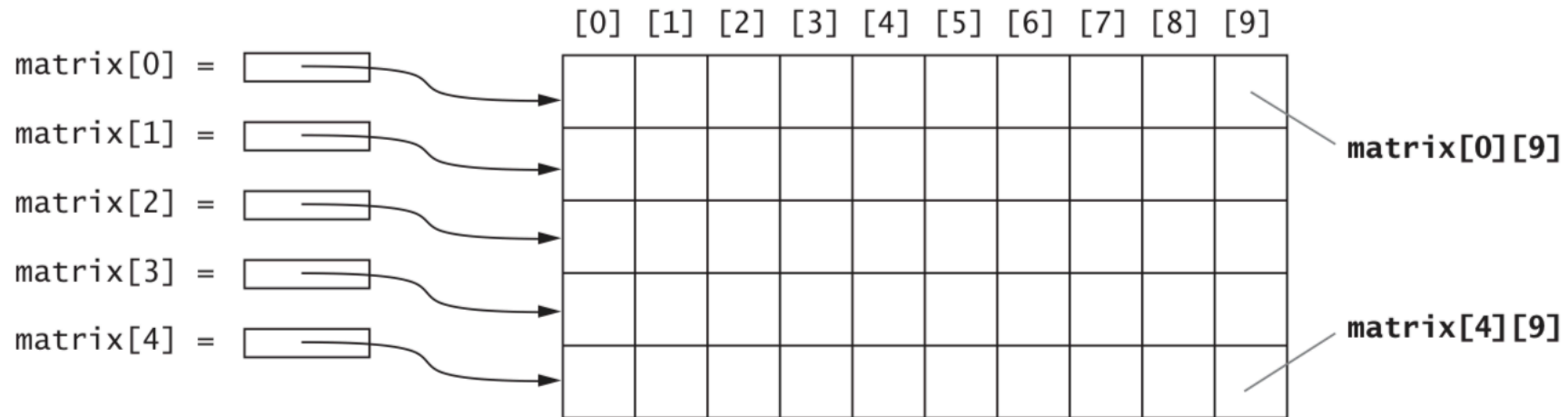
```
int[] scores = new int[5];  
int[] double_scores = new int[5];  
scores = double_scores;  
double_scores[1] = 5;  
System.out.println(scores[1]);
```

Output: ?

Two Dimensional Arrays

- The statement allocates storage for a two dimensional array

```
double[][] matrix = new double[5][10];
```



```
double[][] matrix = new double[5, 10];
```



Java String Operations

- String operations process sequence of characters
- Assume keyboard is a String variable that contains “qwerty”

```
keyboard.charAt(0) // q  
keyboard.length() // 6  
keyboard.indexOf('o') // -1  
keyboard.indexOf('y') // 5  
String upper=keyboard.toUpperCase();
```

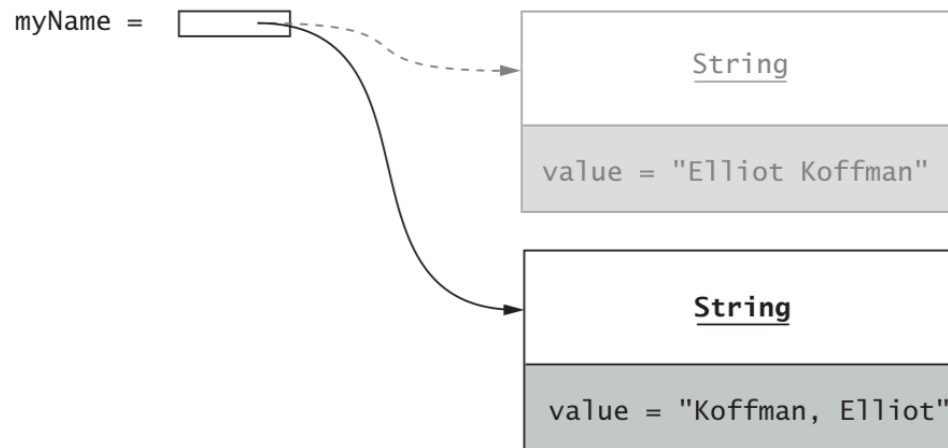
- toUpperCase() does not change the value of keyboard

Strings are Immutable

- You cannot modify a String object:

```
myName[0]= 'X'; // invalid, String is not an Array  
myName.charAt(0)= 'X'; // invalid
```

- When modifying a String object, Java will create a new object that contains the modified sequence, the original object still exists



StringBuffer and StringTokenizer

- StringBuffer also stores string objects
 - However, the content can be changed

```
StringBuffer sB3 = new StringBuffer("happy");  
sB3.append("birthday to you");
```

- StringTokenizer
 - Turn a sentence into sequence of words

```
String personData = "Doe, John 5/15/65";  
StringTokenizer st = new StringTokenizer(personData, ",./");
```

Tokenize a String

- Split a list of numbers by comma

```
String personData = "12, 3,456, 78";  
String[] newData = personData.split(", ", -1);  
System.out.println(newData.length);
```

- Split a list of numbers by regular expression

```
String personData = "12, 3,456, 78";  
String[] newData = personData.split(", ", -1);  
System.out.println(newData.length);
```

Java Method toString

- The toString method creates a string object that represents the information stored in an object

```
public String toString() {  
    return "Given name: " + givenName + "\n"  
    + "Family name: " + familyName + "\n"  
    + "ID number: " + IDNumber + "\n"  
    + "Year of birth: " + birthYear + "\n";}
```

- Automatically apply toString:

```
System.out.println(person.toString());  
System.out.println(person);
```

Java Method equals

```
/** Compares two Person objects for equality.  
    @param per The second Person object  
    @return true if the Person objects have same  
           ID number; false if they don't  
*/  
  
public boolean equals(Person per) {  
    if (per == null)  
        return false;  
    else  
        return IDNumber.equals(per.getIDNumber());  
}}
```

```
Person mary = new  
Person('abc');  
susan = new Person('abc');  
System.out.println(mary ==  
susan);
```

Programming Style

- Some programmers unnecessarily write if statements to return a boolean value:

```
return IDNumber.equals(per.IDNumber);
```

- They write

```
if (IDNumber.equals(per.IDNumber))  
    return true;  
else  
    return false;
```


Wrapper Class for Primitive Types

- Primitive numeric types are not objects, but sometimes they need to be processed like objects
- e.g., When primitive types must be inserted into collections
- Java provides wrapper classes whose objects contain primitive-type value

<code>byte</code>	<code>Byte</code>	<code>float</code>	<code>Float</code>
<code>boolean</code>	<code>Boolean</code>	<code>int</code>	<code>Integer</code>
<code>char</code>	<code>Character</code>	<code>long</code>	<code>Long</code>
<code>double</code>	<code>Double</code>	<code>short</code>	<code>Short</code>

- “wrap” and “unwrap” an object automatically

```
Integer a = new Integer(1);  
int b = a;
```

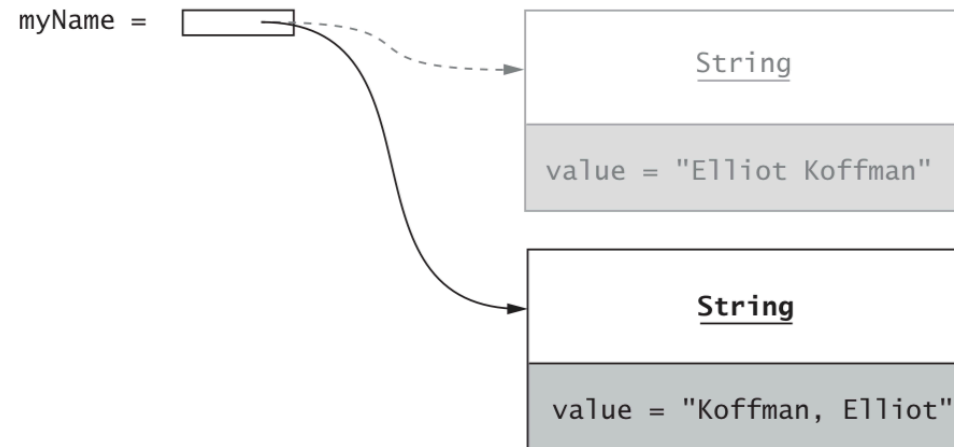
Java Comments

```
public class Person {  
    // Data Fields  
    /** The given name */  
    private String givenName;  
    /** The family name */  
    /** Initializes a Computer object with all properties  
specified.  
    @param givenName The person's first name  
    @param age The person's age  
    */  
    public Person(String givenName, int age){...}
```

```
//vs/** ... */vs/* ... */
```

Garbage Collection

- Storage space for objects no longer referenced is automatically reclaimed by Java garbage collector



- C and C++ do not have a garbage collection, programmers have to delete the objects they create